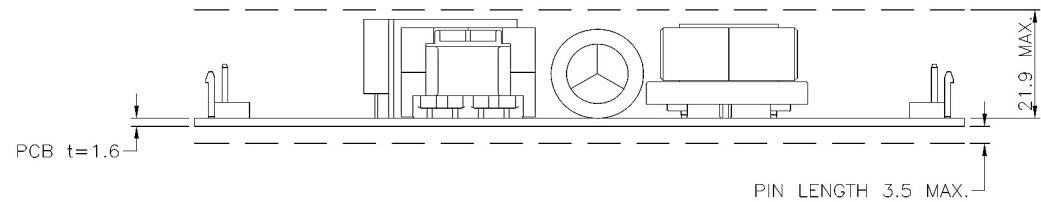
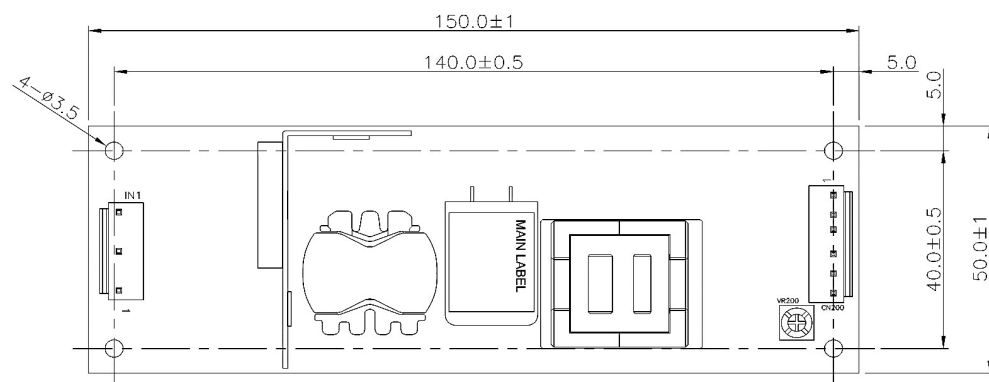
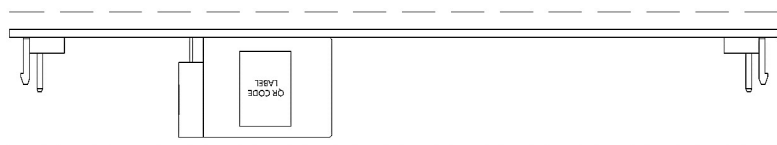


| 品名                      | FSP075-P26J-A12  | FSP075-P26J-A24  |
|-------------------------|--|--|
| 定格入力電圧                  | AC 100~240V  | AC 100~240V  |
| 入力電圧範囲                  | AC 85~264V   | AC 85~264V   |
| 定格入力電流                  | 1.2A typ (AC 100V, Load 6.3A)<br>0.6A typ (AC 230V, Load 6.3A) | 0.9A typ (AC 100V, Load 3.2A)<br>0.5A typ (AC 230V, Load 3.2A) |
| 出力電圧                    | 12.0V (±5%)  | 24.0V (±5%)  |
| 出力電流範囲                  | 0~6.3A   | 0~3.2A   |
| 動作周囲温度<br>(デレーティング領域含む) | -20~+70°C  | -20~+70°C  |
| 外形寸法                    | L150×W50×H21.9mm   | L150×W50×H21.9mm   |
| 質量                      | 190g   | 190g   |
| 安全認証                    | cCSAus, CE   | cCSAus, CE   |
| 安全基準                    | UL62368-1, EN62368-1, PSE準拠                                    | UL62368-1, EN62368-1, PSE準拠                                    |



Pin assignment of IN1

| Pin No. | Function | Wafer                        |
|---------|----------|------------------------------|
| 1       | L        | JST B3P5-VH<br>or EQUIVALENT |
| 2       |          |                              |
| 3       | N        |                              |
| 4       |          |                              |
| 5       | FG       |                              |

Pin assignment of CN200

| Pin No. | Function | Wafer                       |
|---------|----------|-----------------------------|
| 1       | -V       | JST B6P-VH<br>or EQUIVALENT |
| 2       | -V       |                             |
| 3       | -V       |                             |
| 4       | +V       |                             |
| 5       | +V       |                             |
| 6       | +V       |                             |

UNIT: mm

|    |                       |    |                 |
|----|-----------------------|----|-----------------|
| 品名 | 75W 定電圧電源 : 12V型/24V型 | 図番 | FSP075-P26J-Axx |
|----|-----------------------|----|-----------------|